
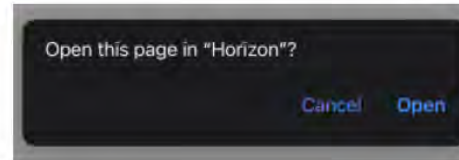


Apple Device Setup (iPad / iPhone)

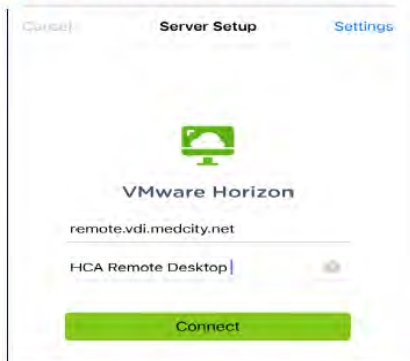
- 1 Install & launch **VMWare Horizon Client** from the **App Store**



- 4 Select open on the next prompt to launch the desktop.



- 2 Enter server address/URL



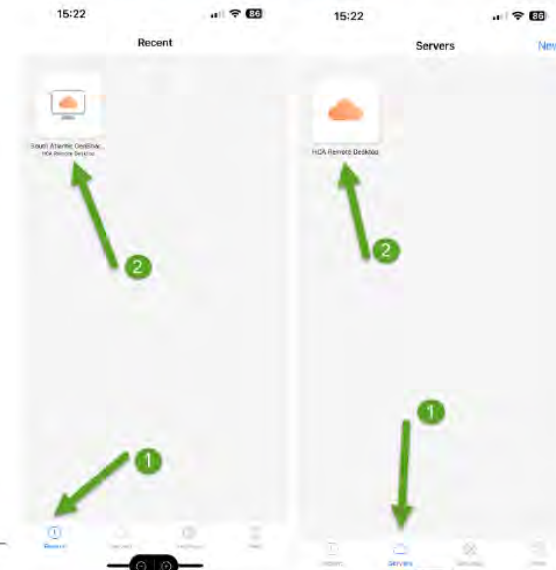
- 3 Select the correct Desktop to launch.



- 5 Login with 3-4 ID & password. Enter your 4-digit security code and click Submit. The Desktop will launch after this is complete



- 6 The next time you need to connect, open **VMWare Horizon Client** and select the **Mid America Desktop** under **Recent** or launch the **HCA Desktop** under **Servers**.



NOTE: The portal is optimized for desktop & laptop devices. While the majority of programs & functions are accessible on the iPad / iPhone, users may experience intermittent functionality or delays, particularly with regards to the tablet touchscreen access.

Remote URL: <https://remote.vdi.medcity.net>

PSG Providers: eClinicalWorks does not function properly in the iPad environment & it is not recommended to use this setup for accessing that software.



MidAmerica
Division



Questions? Need Assistance?

816-276-4357

**Call the Service Desk Anytime,
Anywhere!**

- **Password resets & Account Unlocks**
- **Device Support**
- **Urgent After Hours Issues**
- **General inquiries**

CONFIDENTIAL – Contains proprietary information.
Not intended for external distribution.

HCA 
Healthcare[®]